Revision Notes.				
R1 - DRAWING CORRECTED TO CURRENT BRIGADE STANDARDS				
APA: T.CHOI	Drawn: R.BATES	Checked: G.PLITH	Approved: S.M	Date: 21/03/13
R2 - PINOUT DETAILS AND CABLE BUILDUP UPDATED AS PER ECR CR-A204.				
APA: T.CHOI	Drawn: R.BATES	Checked: B.CHILDS	Approved: G.PLITH	Date: 24/04/14

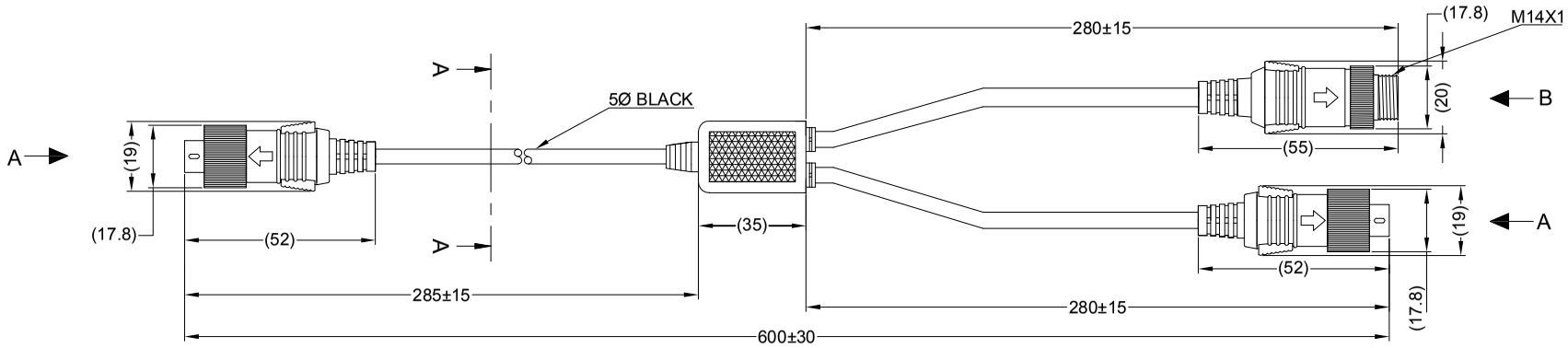

VIEW A

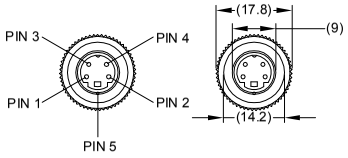

4 PIN MINI DIN MALE MATING FACE

PIN #	WIRE COLOUR	DESCRIPTION
1	YELLOW	VIDEO
2	RED	+12V
3	BLUE	ADD. FUNCTION
4	WHITE	AUDIO
5	SHIELD	GND

R2

VIEW B

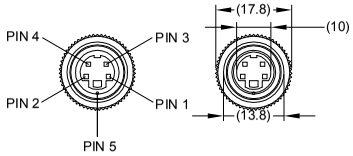

4 PIN MINI DIN FEMALE MATING FACE

PIN #	WIRE COLOUR	DESCRIPTION
1	YELLOW	VIDEO
2	RED	+12V
3	BLUE	ADD. FUNCTION
4	WHITE	AUDIO
5	SHIELD	GND

VIEW A-A

CABLE BUILDUP

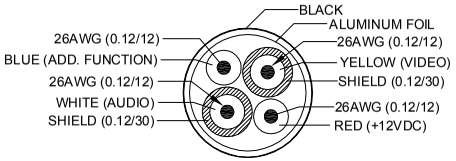

R2

NOTES:
1. CONNECTOR A AND B TREAD IS M14 X 1.0 PITCH.
2. CABLE TO BE PROVIDED IN PLASTIC PRESS SEAL BAG.
3. PACKAGING AND LABELLING DEFINED BY OPERATIONS AND MATERIALS.
4. ANY CUSTOMER MODIFICATION OF THIS PRODUCT CAUSING SUBSEQUENT FAILURE IS NOT A LIABILITY OF BRIGADE ELECTRONICS PLC.

PROPRIETARY NOTICE
THIS DESIGN AND TECHNICAL INFORMATION APPEARING ON THIS DRAWING IS THE PROPERTY OF BRIGADE ELECTRONICS, AND IS DISCLOSED IN CONFIDENCE. IT IS NOT TO BE COPIED, REPRODUCED, REVEALED TO OR EXPROPRIATED BY OTHERS, EITHER IN WHOLE OR IN PART WITHOUT THE EXPRESS WRITTEN CONSENT OF BRIGADE ELECTRONICS.

BRIGADE®
www.brigade-electronics.com

Assembly Pl Approval	Approved by	Checked by	Drawn by
T.CHOI - 21/03/13	-	-	M.BUTLER

Angle of Projection	Units	Scale	Released	Assembly Ref
Third Angle	mm	N/A	28/04/08	-

Status	
RELEASED	AC-012
Part No 2076	BE-000551-01-06

FrameV2